

GEORGE BARNSDALE

Est. 1884

The timber window market is thriving
Partner with us and see your
business grow





Why become a George Barnsdale Approved Partner?

- The market for timber windows and doors is booming. People are increasingly keen to restore period features in their home with high quality engineered products which support the drive for energy efficiency while ensuring sustainability.
- Locally installed domestic supply is an important segment of our business – and you can become part of it as one of our Approved Partner installers.
- You'll be part of our successful, family-owned company where our values, service and products have gained us an enviable reputation in the industry.
- As a George Barnsdale Approved Partner, you'll spend less time chasing new leads and your suppliers, and more time doing high value installations generated from reliable sales leads in your solus area.
- And, we'll give you the marketing and technical support and know-how to make every job faster and easier. Whether it's how to specify products for swift and reliable estimating or understanding the product benefits to convert leads into customers, you'll be equipped.

Innovative solutions are in our DNA

Powering into the future

After WWI we installed a huge array of the latest woodworking machinery. In 1924 electricity was installed to reduce our reliance on steam power.

Preparing for the new millennium

During the 1990s we were the first UK window joinery company to install CAD and CNC machinery providing state of the art automation and processes. It was during this period that we became one of the first window companies to manufacture internal beading which improves performance, security and weathering.

Leading the way from the start

Established in 1884, George Barnsdale has a long history of designing and re-engineering timber windows.

Fred Barnsdale first led the development of BS644 British Standard for Timber Windows in the 1930s.

Improving performance and customisation

In 1989 we designed a new window range with a Government grant improving draughtproofing and adding a wide range of options to customise.

Manufacturing for the future

Since the turn of the century we have invested heavily in our manufacturing technology and processes. Coupled with this our collaboration with the BRE (Building Research Establishment) has led to a number of factory developments, including the introduction of factory humidification (we are still one of the few companies that have this).

We also introduced a fully integrated software system and a state of the art paint facility. Further research with the BRE led to an innovative system to enhance the life of our insulated glazing units.


Launch of on-site R&D centre

In 2017 we opened the doors to our on-site research and development test centre where we test for air permeability, water tightness, resistance to wind, salt spray testing of ironmongery and long term IGU (Insulating glass unit) testing. With regard to acoustics we have an ongoing programme of research providing a sizeable catalogue of data that we can draw on to advise our customers. In 2019 additional test equipment was installed for enhanced security testing.

Continually moving forward

We have just achieved the highest classification of BS6375 Part 1 for air permeability for our patented sash window seal, meaning our sash windows are now just as air tight as the best casement windows.

We are also testing putty systems and astragal bars on our historic range. To ensure optimal performance we are also researching the installation process.



Continual research and development

We spend a lot of time and money on research and development simply because we want to fully understand every aspect of our product; from choosing the best timber to the most reliable coatings as well as optimising performance including acoustic properties. We invest a lot of time working with our suppliers to encourage them to continually improve their products to ensure we are always using the best materials available. We have always led the way in developing innovative fenestration solutions. From our involvement in the establishment of the first British Standard (BS644) in the 1930s to our involvement in pan-European research projects today, there are few people in the industry with more knowledge. What this means for our customers is that we are able to offer products that have industry beating performance whilst retaining their aesthetic appeal at a price that is affordable because we don't need to over-engineer our solutions.

Our dedicated onsite R&D centre is equipped with a range of equipment including a weather test rig, salt spray tester chamber, IGU (Insulating glass unit) monitoring façade, coating weathering station and installation detail openings.

Benefit to you

- **Heritage, skill, knowledge, experience**
- **Leading edge technology**
- **Properly engineered, researched products**



“ It has been a challenge to keep up with the innovation within the business and this has encouraged SafeGuard to push the boundaries ourselves in terms of new product development. ”

Nick Welsh,
Managing Director,
SafeGuard
Glazing Supplier
to George Barnsdale



Products we manufacture

In the simplest of terms we manufacture 5 types of window and 6 types of door:



Windows:

- Casement
- Sliding Sash
- Pivot
- Tilt & Turn
- Horizontal Slider



Doors:

- Inward opening
- Outward opening
- Bi-fold
- Tilt & Turn
- Tilt & Slide
- Sliding

Our approach to timber window and door design and manufacture provides exceptional solutions that will meet the aesthetic needs of your customer's project. Our bespoke manufacturing systems mean we offer almost unlimited design options.

Benefit to you

- Wide product range
- The right product for every project
- Every major product style from one supplier



Key features of our products



Security

Tested to PAS 24 and to meet the requirements of Secured by Design



Draught proofing (Wind load)

Dual seal design provides excellent draught proofing



Astragal bars

Available in a range of widths and styles



Weather rating

Tested to exposure category 2000 – the highest classification



Thermal performance

A rated as standard; Triple glazed options available



Security laminated glazing

Single, double or triple glazing options



Acoustic performance

Great performance as standard and extensive test data to guide specification for optional enhanced acoustic performance



Easy clean hinges

Fitted as standard allowing easy cleaning from the inside



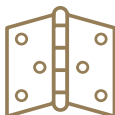
Accoya® linings

For added durability where it's needed



Sustainability

Environmentally friendly designs, materials and processes



Adjustable hinges

Finest adjustments to ensure optimal fitting, closing perfectly all year round.



Historic option

Available as historic option ideal for listed and conservation properties



Smooth operation

Featuring an innovative track system with concealed rollers, the window opens and closes smoothly with minimal effort



Security laminated glazing

For improved acoustic performance and safety



Support of larger sizes

We can manufacture a range of shapes and sizes

Benefit to you

- **Highly specified product offering**
- **Widest range of customer benefits**
- **Excellent product qualities communication**

Key benefits of our products

Long life, low maintenance

Our products are made using carefully selected FSC® certified timber and specially applied coatings in a humidity controlled factory. This ensures our products are long lasting with minimal maintenance.

Outstanding Performance

Whether you are an expert on U values or a whizz on wind speed data and acoustic decibels, we have the data you are looking for. If U values don't mean very much to you and you simply want to know that your windows will keep you warm and cosy, keep you and your family safe and secure and provide you with peace and quiet, you can be assured that we have done all the relevant testing and only specify the very best solutions to your requirements.

Customisation

Whether you want a black sliding sash window with hand drawn glass for a historic building or a hexagonal shaped pivot window for a traditional building, we can design a product that is as unique as your home.

Beauty

Whether you have a listed property or a contemporary city apartment, the effort and attention to detail that we put into all our designs mean our products will elegantly fit into your home whatever the style or era it comes from. Since they are bespoke, our products can be adapted to suit the requirements of your architect, planning department or conservation officer.

Enduring Quality

Through combining highly sophisticated machine tooling and hand-finished workmanship we can ensure the highest levels of quality. All of our products are manufactured to the finest tolerances. Joints fit perfectly and seals are located with absolute accuracy to ensure the finished product is robust, weatherproof and aesthetically pleasing.

Excellent Security

Our windows and doors incorporate multiple locking points as standard, are certified to the PAS 24 and the police Secure By Design standards and meet the requirements of Part Q building regulations.


Market Leading Guarantees

There are guarantees and there are George Barnsdale guarantees. Due to the efforts we go to in order to ensure our products perform exceptionally well and last more than 60 years, we are confident offering the most robust guarantees available. Our materials manufacturers also back our guarantees providing an extra level of assurance, although we have been around for 135 years and plan to be around for a further 135! We'll be here if you need us.





Our timber




Engineered Redwood

Engineered Redwood is an excellent timber species for products requiring a paint finish because the reduced moisture uptake and increased stability of the timber produces a substrate which enhances the coating's life span. Being free of knots and imperfections not only enhances the aesthetic effect but also prevents the risk of resin exudation damaging the coating.




Grandis Hardwood

Grandis Hardwood provides a stable and durable substrate and is supplied as a three ply laminated material for extra stability. With its clear faced attractive grain pattern we manufacture all doors from Grandis as standard. We also recommend that Grandis is used to manufacture those products that require a stain finish.



European Oak

European Oak is a very strong, durable hardwood that benefits from an attractive grain and colour. In the past, high quality windows and doors have been made from European Oak due to its durability. However, it has a tendency to move which can cause failure of the coating system and the glazing units. To overcome these problems we use knot free laminated European Oak which provides a greater amount of stability.



Accoya®

Accoya® has earned the highest durability rating of any timber. It is our timber of choice in the manufacture of external profiles because it provides a durable, stable base for our advanced paint system, promoting a long lasting, low maintenance finished product. For products manufactured entirely from Accoya® we provide a 50 year preservative guarantee and also extended coating guarantees - 12 years for paint and 9 years for stain. We recommend Accoya® for coastal areas.

Benefit to you

- Choice of timber to suit the project, the location and the budget

Our glazing

Glazing plays an extremely important role in the overall performance of a window. As standard, our timber windows and doors are supplied with a high performance double-glazing system optimised for thermal efficiency, high light transmittance and acoustic performance.

To meet your precise project requirements, we also offer a broad selection of glazing options and accessories which are summarised below:

Enhanced thermal performance glazing

We can apply different glass coatings to reduce the U-value. In addition, all windows and doors in the Traditional Range can be supplied with triple glazed units.

Safety & security glass

We offer both toughened safety glass (the toughening process increases strength and safety) and laminated security glass. For enhanced security, it is recommended that all windows and doors located at ground level incorporate laminated security glass.

Acoustic performance

There is a wide range of acoustic glass configurations that allows us to achieve excellent acoustic reduction. Specialist laminates are also available.

Solar control glass

Allows heat gain from the sun to be matched to the requirements of a building.

Decorative glass

We can supply coloured, leaded and stained glass finishes. For property entrances we can incorporate sandblasted/coloured glass to bespoke designs to accommodate, for example, house name or number.

Obscure glass

We offer a large selection of obscure glass patterns, each of which have a privacy level rating based upon the degree of obscurity (with privacy level 5 being the highest).

Benefit to you


- Wide experience of glazing products
- The right choice for the requirements of the project
- Expertise to guide the customer

Integral blinds

Upon request we can supply our windows and doors pre-fitted with integral blinds that can be operated remotely. This option can easily be integrated with existing home automation systems.

Historic options

Commonly referred to as slim double glazing, narrow cavity insulated glazing is available to meet the stringent planning and conservation requirements for historic properties. Additionally, hand or machine drawn glass can be supplied, mimicking the reflections and irregularities of the glazing of bygone days.



Our coatings

Our paint process features Remmers UK's Induline system. It is a waterbased system, so it is environmentally sound. A four stage application process, it is microporous, allowing the timber to continue to breathe once applied.

To ensure consistent application and build-up, coatings are applied by a robot spray arm, which allows us to offer industry-leading guarantees: 30 years for the Preservative, 10 years for the paint finish and 7 years for the stain finish.

The opaque paint coating is available in any RAL system colour. Additionally, we can match the Natural Colour System (NCS) or British Standard (BS) colour reference or a physical sample.

The three stage translucent stain coating is available in seven shades: Light Oak, Natural Oak, Dark Oak, Teak, Mahogany, Walnut and Ebony.



We offer thousands of colour options from the RAL Classic, Design and Effect ranges, as well as British Standard and NCS colours.

We also offer complementary colour matching of all leading manufacturers' paint ranges.



Our four stage paint process

The type of opaque coating and how it is applied significantly contributes to the longevity of any timber window or door. To avoid any timber window or door requiring laborious annual maintenance, we have spent years researching the application of timber coatings.

The outcome is a sophisticated coating system and the best possible environment for coating application. Our advanced four stage coating system provides maximum protection to the timber, whilst allowing it to breathe and let its natural beauty show through:



Surfaces are prepared and a basecoat preservative applied using the flowcoating machine where products are deluged with preservative.



Mid flow coat of preservative applied to penetrate drain holes and joints – Left in a moist flash off area to allow time for the preservative to penetrate the timber fully.



Following the denibbing (smoothing) and sealing of all V joints and exposed end grain seals, a mid coat of micro porous paint is applied by the robotic paint system.



Top coat of microporous paint applied by robot to give a long lasting finish. The drying process begins in a flash off area to allow the paint to settle before it enters the drying tunnel.

Benefit to you

- Reliable, dependable, durable, sustainable

Traditional Range

Designed for renovation and traditional new build projects, the Traditional Range combines period styling with exceptional performance without compromise. All windows and doors in this range can be highly customised to the design requirements of the property.

Key Features:

- Internally beaded, drained and vented glazing system;
- Choice of layout, profiles, glazing, coating and furniture options;
- Developing all designs to be able to meet The Building Regulations 2010: Security-Dwellings (approved Document Q);
- Dual weather seals for excellent weather performance;
- Easy to operate.

Product Ranges:

- Casement Window • Sliding Sash Window
- Tilt & Turn Window • Pivot Window • Entrance Door
- Single/Stable Door • French Door • Sliding Door • Bifold Door



Benefit to you

- Suits the majority of replacement projects
- Brilliantly engineered products delivering security, longevity and efficiency

Historic Range

Our Historic Range is specifically designed to meet the stringent planning requirements applied to listed buildings and conservation areas. Working closely with planning authorities and conservation officers, we have developed this range to accurately replicate the appearance of the original windows and doors, while offering the kind of performance and low-maintenance longevity the originals could only dream of.

Key Features:

- Authentic design with flush joints, solid glazing bars and flush corner connections;
- External synthetic putty glazing system;
- Slim, double-glazed, krypton-filled units (4|6|4) with narrow sight lines or single-glazing;
- Choice of layouts, profiles, coating and furniture options;
- Replication of original glazing with hand or machine drawn glass.

Product Ranges:

- Casement Window • Sliding Sash Window
- Horizontal Sash Window (Yorkshire) • Entrance Door
- French Door • Single/Stable Door

Benefit to you

- **Vast experience of dealing with Historic projects**
- **Profiles and configurations to meet every requirement**





Contemporary Range

Featuring simple, clean profiles and modern designs, all built on the natural beauty of wood, our Contemporary Range is made to suit new builds and modernised homes. Freed from the style restrictions applied to our Traditional and Historic designs, the Contemporary Range is able to accommodate a wide array of options that will really fire your imagination.

Key Features:

- Simple, substantial profiles giving a modern clean look;
- Customisable to allow matching the style of the building (especially with the doors);
- Large sash thicknesses able to accommodate triple-glazed units or large acoustic units;
- Range of contemporary furniture to complement the modern styling.

Product Ranges:

- Casement Window • Tilt & Turn Window • Pivot Window
- Entrance Door • Single Door • Sliding Door • Bifold Door

Benefit to you

- New build and self-build projects
- Beautiful timber, modern designs

Furniture Ranges

Our door furniture collections mirror those that we offer for our windows to ensure that you get a consistent finish across all products. We have five main ranges as well as the Patio Collection which offers specialist handles for sliding and tilt & sliding doors.

The Original Collection



Standard window and door collection, seamless integration with a range of buildings and styles

The Classic Collection



Elegant in appearance with a high quality finish

The Foundry Collection



Antique wrought iron suited to traditional cottages and farmhouses

The Modern Collection



Marine grade stainless steel providing a sleek, understated, contemporary look

The Sash Collection



Elegant collection providing simple, effortless operation and high security

Benefit to you

- Choice to suit every property type and budget

Office back up



Our office teams have many years of experience, which are at your disposal.

Our Estimators can help you with initial design and accurate pricing.

Our Technical team provide accurate drawings for final sign-off, backed up with any technical support you might need in specifying products to meet your customer's needs.

Our Administration team assist with making delivery arrangements to suit your site requirements and manage the finance arrangements of your orders.

Sales and Marketing support includes sales lead generation, online presence, online library for downloads, PR generated press coverage and branded materials.

Sales support and training is provided, along with showroom samples, sales literature, technical materials and product data sheets.



Benefit to you

- **Comprehensive support in all aspects of your dealings with George Barnsdale**

Our products are 100% made in the UK

We are proud to be one of very few timber window and door manufacturers to still manufacture 100% of our products in the UK and we encourage you and your customers to visit our factory in Lincolnshire to witness first hand the way we work.

With our own on-site research and development unit and state of the art technology, you can be assured of getting the very best products that look and perform to the highest standards. Alongside this, our commitment to environmental sustainability can be seen throughout the site, from the solar panels on the roof to the laser precision cutting machines that minimise waste and the heating system that is fuelled by timber off cuts and many more initiatives.



Benefit to you

- Small easier supply chain
- Factory visits available



Accreditations

Our wide range of externally awarded accreditations gives installers and their customers reassurance across every element of the business.



Benefit to you

- Fully audited by independent assessors for complete peace of mind
- Guarantees of dependability

Customer Satisfaction

“ We are extremely happy with our new windows and doors, they look beautiful and totally in keeping with the house. They combine the historic look with highly functional and easy to use internal locks and handles. We would happily recommend George Barnsdale windows to other people. ”

“ It's been a couple of months but I still smile when looking at the windows. ”

“ It was difficult to find the right windows to complement the architectural design which contains classical stonework. The windows exceeded my expectations of quality and are a perfect match to my requirements. ”

Benefit to you

- Happy customers will spread word of mouth
- More likely to achieve repeat orders

For more information:

t. 01775 823000 e. enquiries@georgebarnsdale.co.uk w. georgebarnsdale.co.uk

a. High Street, Donington, Spalding, Lincolnshire, PE11 4TA

