






## EI Tilt & Turn Window (EI-68-68; EI-78-68/78; EI-88-88)


Category	Standard	Enhancements	Exceptions
 Weather	Exposure Category: 2000 Air: Class 4; Water: Class 5A; Wind: Class C4	None available	None
 Security	PAS 24 Document Q Certified to Secure by Design	None available	Dimensional and layout limitations apply. PIA glass must be specified when fitted adjacent with a doorset.
 Thermal	1.3W/m <sup>2</sup> K BFRC A Rated	Up to 0.8W/m <sup>2</sup> K dependant on glazing, timber and design.	Historic and slim units may have an impact dependant on specification. Hardwoods reduce performance.
 Acoustic Performance	34dB (37dB when security glazing specified)	Up to 44dB dependant on glazing.	Historic and slim units may have an impact depending on specification
 Openings	Pass	None available	None

### Building Regulations (To be reviewed in conjunction with specification document to understand specification enhancements and/or exceptions.)

Part B – Fire Safety	Means of escape when specified
Part K – Protection from falling, collision and impact	350N for 60s (if restrictor fitted)
Part L - Conservation of fuel and power	<1.6 W/m <sup>2</sup> K
Part Q - Security	Certified to PAS 24

### Performance Reports

General Performance Window, BS 644	GPW-0175
Weather, BS6375-1	ERA:1163
Enhanced Security, PAS 24	ITC:109101150 (EN1627-1630)
Opening Forces, BS 6375-2	ERA:1164
U Value (U <sub>w</sub> ), BS EN 14351-1	GUE1014
Acoustic Performance, BS EN ISO 717	C/07/5L/3914/R03
Energy Rating, BFRC	BFRC 3453

CE Mark, BS EN 14351-1	 EI/001_20 – EI Tilt & Turn Window EN 14351-1 : 2006 + A2:2016 <a href="http://www.georgebarnsdale.co.uk/dop">www.georgebarnsdale.co.uk/dop</a>
------------------------	--

### Signed



Tom Wright  
Managing Director



Holly Milner  
HSEQ Manager