







S3 Tilting Sash Window (S3-144-44; S3-174-59; S3-192-68)

Category	Standard	Enhancements	Exceptions
 Weather	Exposure Category: I 600 Air: Class 4; Water: Class 9A; Wind: Class C4	None available	None
 Security	PAS 24 Document Q Certified to Secure by Design	None available	Dimensional and layout limitations apply. PIA glass must be specified when fitted adjacent with a doorset.
 Thermal	1.4W/m ² K BFRC A Rated	Up to 0.8W/m ² K dependant on glazing, timber and design.	Historic and slim units may have an impact dependant on specification. Hardwoods reduce performance.
 Acoustic Performance	34dB (37dB when security glazing specified)	Up to 44dB dependant on glazing.	Historic and slim units may have an impact depending on specification
 Openings	Pass	None available	None

Building Regulations (To be reviewed in conjunction with specification document to understand specification enhancements and/or exceptions.)

Part B – Fire Safety	Means of escape when specified
Part K – Protection from falling, collision and impact	350N for 60s (if restrictor fitted)
Part L - Conservation of fuel and power	<1.6 W/m ² K
Part Q - Security	Certified to PAS 24

Performance Reports

General Performance Window, BS 644	GPW-0177
Weather, BS6375-1	ERA:1165
Enhanced Security, PAS 24	ERA:1312
Opening Forces, BS 6375-2	ERA:1165
U Value (Uw), BS EN 14351-1	GUS3019
Acoustic Performance, BS EN ISO 717	C/07/5L/3914/R03
Energy Rating, BFRC	BFRC 3465
CE Mark, BS EN 14351-1	 S3/001_20 – S3 Tilting Sash Window EN 14351-1 : 2006 + A2:2016 www.georgebarnsdale.co.uk/dop

Signed

 Tom Wright Managing Director	 Holly Milner HSEQ Manager
--	--